

### Applications

- Automotive applications
- Automation applications
- Telecom and datacom systems
- Industrial control systems


### Product Features

- 2250V rms fully isolated DC-DC converter
- 300W output power
- 18-36VDC wide input range
- 24VDC, 28VDC output voltages
- High efficiency up to %92
- Over temperature protection
- Over voltage and over current protection
- Includes EMI and ESD filters
- Input voltage reverse polarity protection
- Internal input and output fuses
- Power activity LEDs
- ESD protection up to 30 kV according to IEC 61000-4-2 and ISO 10605
- ESD protection is 4A with the condition of 8/20  $\mu$ s according to IEC 61000-4-5
- Extended operating temperature: -40 ~ +85 °C
- Extended storage temperature: -40 ~ +105 °C
- Latest technology, highly durable components
- Designed for working under hard conditions and suitable for military standards
- IP62. Optional IP65, please contact us
- Various mounting options: M4 screw, DIN rail
- Various connector options: Screw connector, push-in spring connector, DB9 male, DB9 female

### General Description

The PreoTech 300W isolated DC-DC converter, completely isolates the input – output sides. Provides EMI and ESD protection according to IEC 61000-4-2, IEC 61000-4-5.

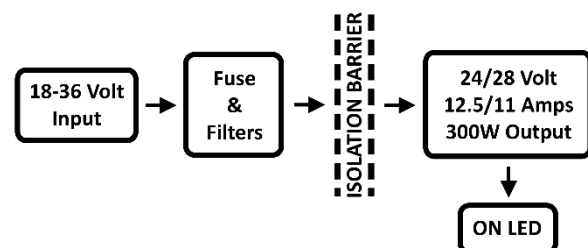
Wide input voltage range is ideal for applications that require battery backup, automotive, automation, telecom, or portable applications.



Must be used in places where high electrical risks, ESD and EMI noise may occur.

Options are available regarding output voltage, mounting and connector type.

### Functional Diagram



The PreoTech 300W isolated DC-DC converter maximum power requirement: 18-36VDC and 19Amps @18VDC, 9.6Amps @36VDC maximum current.

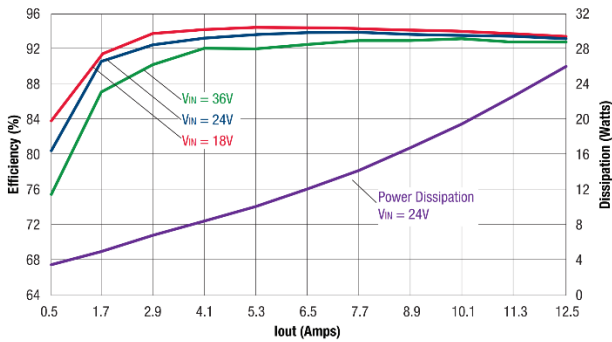
The system is fully isolated, and the grounds are also isolated. Therefore, when making ground connections, should be considered that it is isolated.

Output voltage can be monitored with "ON" LED.

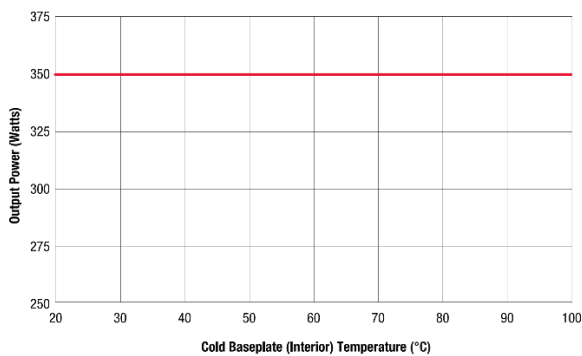
### Typical Performance

PreoTech 300W, 24V isolated DC-DC converter charts;

- Efficiency vs. voltage and load current @25°C

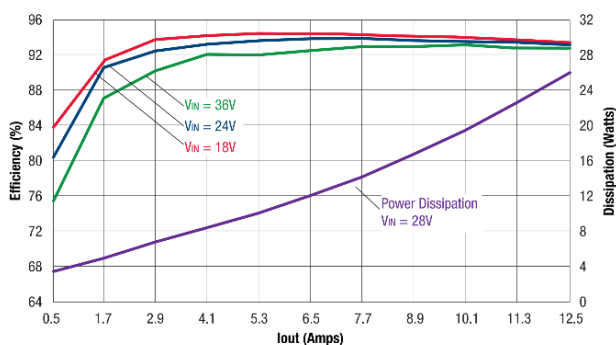


- Current derating vs. baseplate temperature

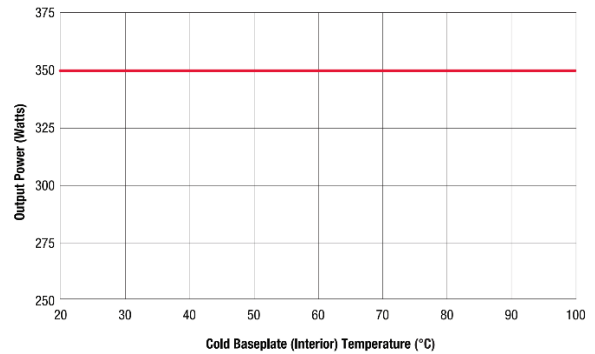


PreoTech 300W, 28V isolated DC-DC converter charts;

- Efficiency vs. voltage and load current @25°C



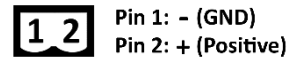
- Current derating vs. baseplate temperature



### Pin Configuration

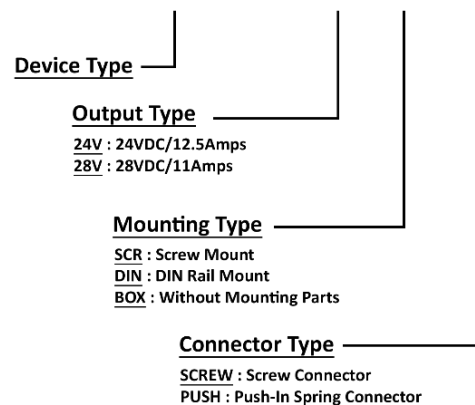
#### Connector Options:

- Screw Connector
  - Board side P/N: Wurth 691313510002
  - Cable side P/N: Wurth 691351500002
- Push-In Spring Connector
  - Board side P/N: Wurth 691313510002
  - Cable side P/N: Wurth 691353500002



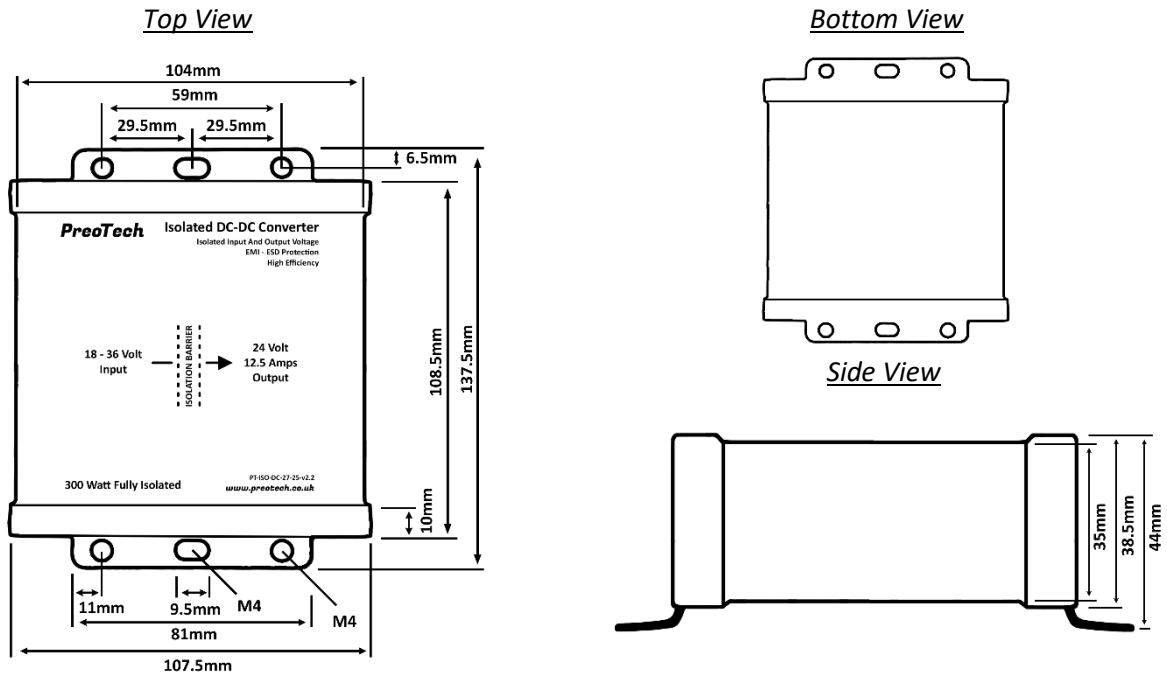
### Ordering Information

**PT-ISO-DC-27-25-v2.2-24V-SCR-PUSH**



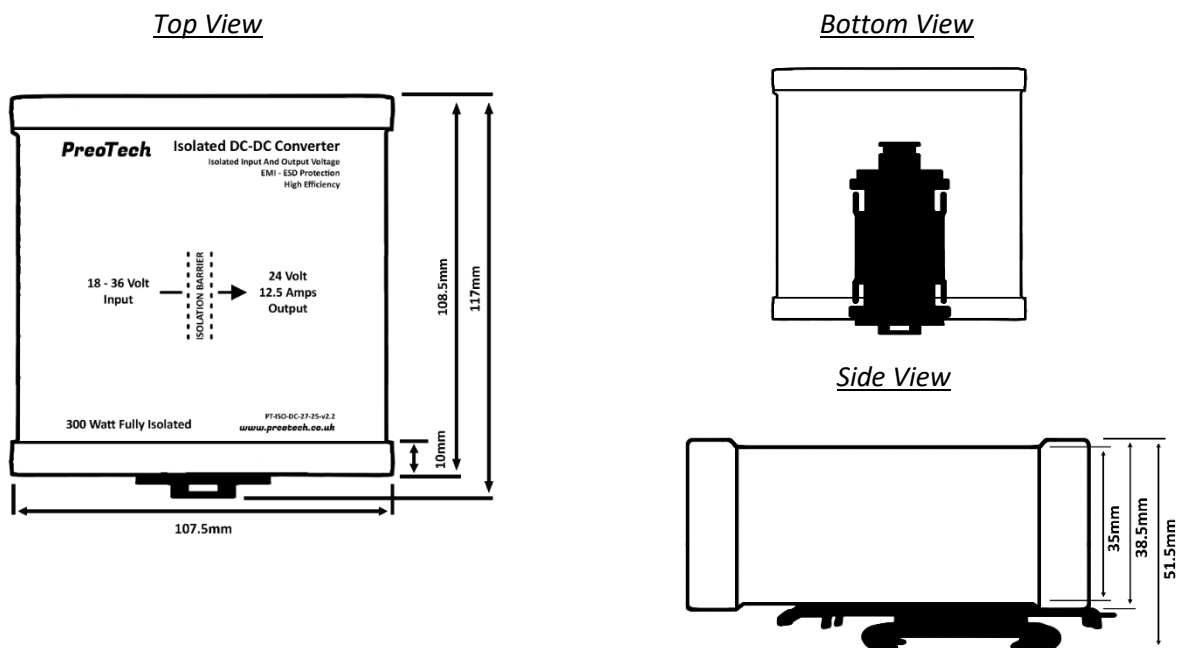
### Mechanical Information

#### With Screw Mount: (SCR)



Dimensions are in millimeters.

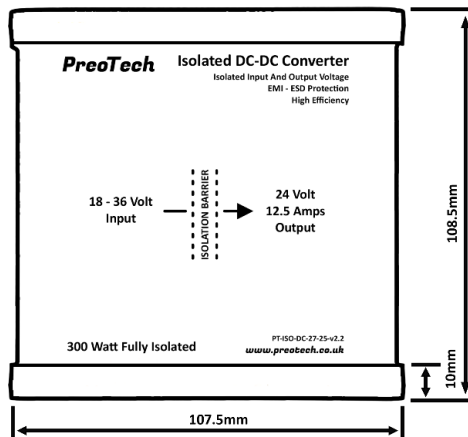
#### With DIN Rail Mount: (DIN)




Dimensions are in millimeters.

Without Mounting Parts: (BOX)


Top View



Bottom View



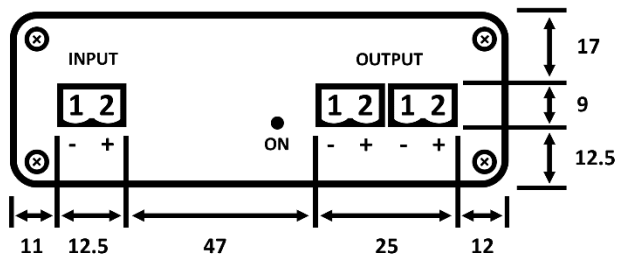
Side View



Dimensions are in millimeters.

### Connector Type:

#### Screw and Push-In Spring Connector



Dimensions are in millimeters.

### Contact Information

For the latest specifications, additional product information, worldwide sales, distribution locations, and information about PreoTech:

 [www.preotech.co.uk](http://www.preotech.co.uk)

 [sales@preotech.co.uk](mailto:sales@preotech.co.uk)

For technical questions and application information:

 [engineering@preotech.co.uk](mailto:engineering@preotech.co.uk)

